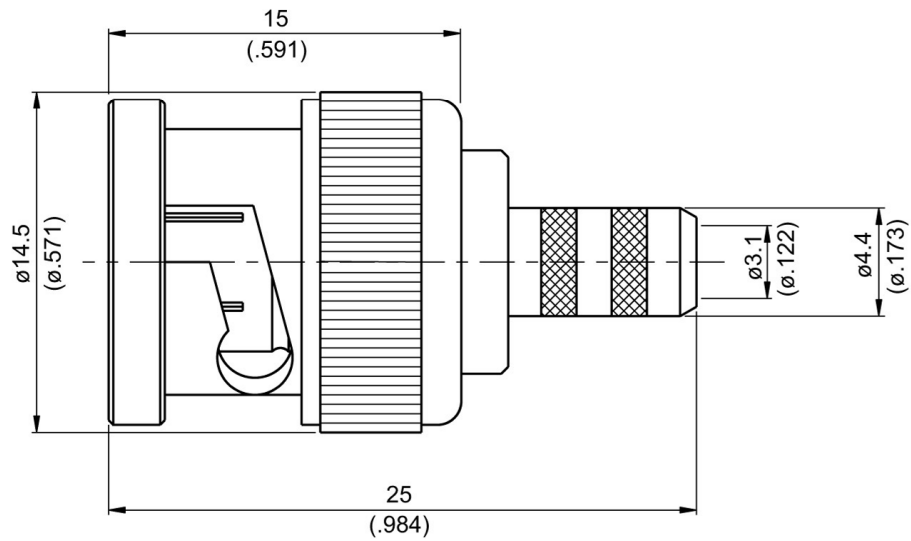


3126700058

BNC Plug Crimp For RG58



Parts	Material	Plating (Micro-inch)
Ferrule	Brass	Tin-Zinc-Copper-Alloy 100 Over Copper 50
Contact Pin	Brass	Gold 4 Over Nickel-Phosphorus Alloy 80 Over Copper 20
Gasket	Silicone	
Washer	Brass	Tin-Zinc-Copper-Alloy 100 Over Copper 50
Spring	SK5	Tin-Zinc-Copper-Alloy 100 Over Copper 50
Insulator	Teflon	
Body	Brass	Tin-Zinc-Copper-Alloy 100 Over Copper 50
Coupling Nut	Brass	Tin-Zinc-Copper-Alloy 100 Over Copper 50

Weight: 9.50 g
 Suitable Cables: RG58

This part number complies with RoHS.

Notice:

3126700058

Interface

MIL-STD-348B

Electrical Data

Impedance	50Ω
Frequency range	DC to 4GHz
VSWR	≤ 1.2 (1GHz) ; ≤ 1.32 (4GHz)
Insertion loss	$\leq 0.1 \times \sqrt{f(\text{GHz})}$ dB
Insulation resistance	$\geq 5000\text{M}\Omega$
Contact resistance inner conductor	$\leq 1.5\text{m}\Omega$
Contact resistance outer conductor	$\leq 1\text{m}\Omega$
Dielectric withstanding voltage (at sea level)	1500 V rms
Working voltage (at sea level)	500 V rms

Mechanical Data

Recommended coupling nut torque	0.6 to 2.5 inch lbs
Coupling nut retention force	≥ 101.2 lbs
Contact captivation-axial	≥ 6.1 lbs
Durability (mating)	≥ 500

Environmental Data

Temperature range	-65°C to +165°C
Thermal shock	MIL-STD-202, Method 107, Condition B
Moisture resistance	MIL-STD-202, Method 106
Corrosion	MIL-STD-202, Method 101, Condition B
RoHS	Compliant

Tooling

Crimping tool	CRT-1 or CRT-2
Crimp insert	INSERT-B

Notice:

CABLE ASSEMBLY INSTRUCTION

3126700058

DATE

2021/02/25


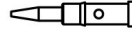
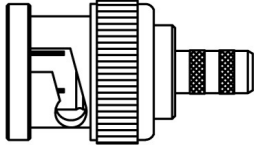
REV

A

A

B

C



BODY

CONTACT PIN

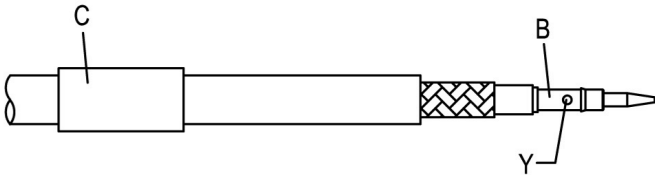
FERRULE

DIAGRAM

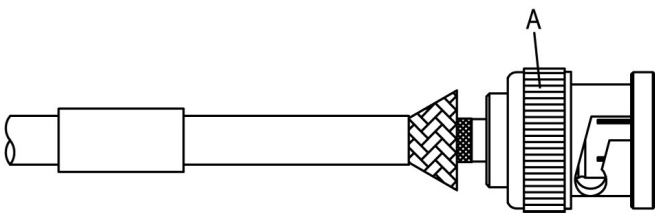
ASSEMBLY INSTRUCTION



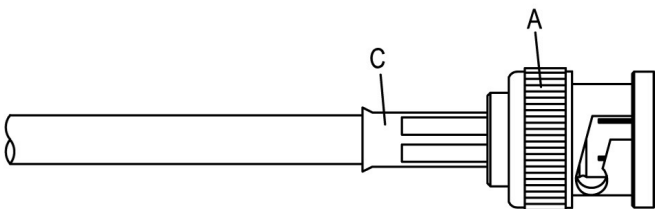
Step 1: STRIP AS SHOWN.



Step 2: SLIDE FERRULE " C " OVER CABLE.
 Step 3: PUT PIN " B " ON CENTER CONDUCTOR AND SOLDER OR CRIMP IN " Y ".
 (USE SQUARE 1.6mm/0.063inch SECTION OF INSERT-B IF CRIMPED)



Step 4: LOOSEN BRAIDING AND SLIDE CONNECTOR " A " IN PLACE.



Step 5: SLIDE FERRULE " C " TOWARDS THE CONNECTOR " A " AND CRIMP.
 (USE 5.5mm/0.217inch HEX SECTION OF INSERT-B)

This part number complies with RoHS.

Notice:

APPROVED

CHECKED

DRAWING